



1



2



3




omna



4

Your mobile device used for setup must be connected to the same Wi-Fi network and wireless band that you want your camera connected to.



To simplify installation, please have your Apple ID and password ready.



Compatibility

Controlling this HomeKit-enabled accessory requires an iPhone, iPad, or iPod touch with iOS 10 or later.

Controlling this HomeKit-enabled accessory away from home also requires an Apple TV (4th generation or later) with Apple TV software 10.1 or later, or a dedicated iPad with iOS 10 or later, connected to your home network as a hub.

For more information, visit:

support.apple.com/HT207057



Protect

Help protect your wireless networks by changing the wireless network names and passwords from their defaults and use strong encryption.

Keep your camera up-to-date by checking the Omna app for the latest firmware and feature enhancements.



Support

For troubleshooting tips and more information, visit: support.dlink.com

For technical support, call:
1-877-453-5465



Notice

This device complies with Part 15 of the FCC Rules. Operation is subject to the following two conditions:
(1) this device may not cause harmful interference, and
(2) this device must accept any interference received, including interference that may cause undesired operation.

D-Link



180 Cam HD

Quick Start Guide



DSH-C310

Version 1.00 (US)
February 6, 2017